


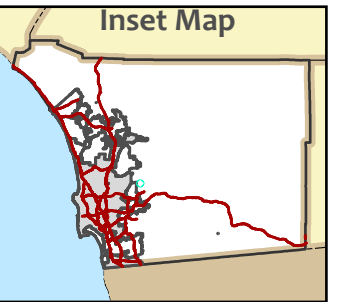


APN: 596-251-11-00
11724 Johnson Lake Rd

Legend

-  Subject Parcel
-  Parcels
-  Topography (2')

1 inch = 50 feet



San Diego Geographic Information Source
5500 Overland Ave., Suite 310
San Diego, CA 92123
(858) 874-7000
www.sangis.org

THIS MAP/DATA IS PROVIDED WITHOUT WARRANTY OF ANY KIND, EITHER EXPRESS OR IMPLIED, INCLUDING BUT NOT LIMITED TO, THE IMPLIED WARRANTIES OF MERCHANTABILITY AND FITNESS FOR A PARTICULAR PURPOSE. Note: This product may contain information from the SANDAG Regional Information System which cannot be reproduced without the written permission of SANDAG.

Plot Date: 5/14/2025

